


K R O M S K I & S O N S

*The Sonata*

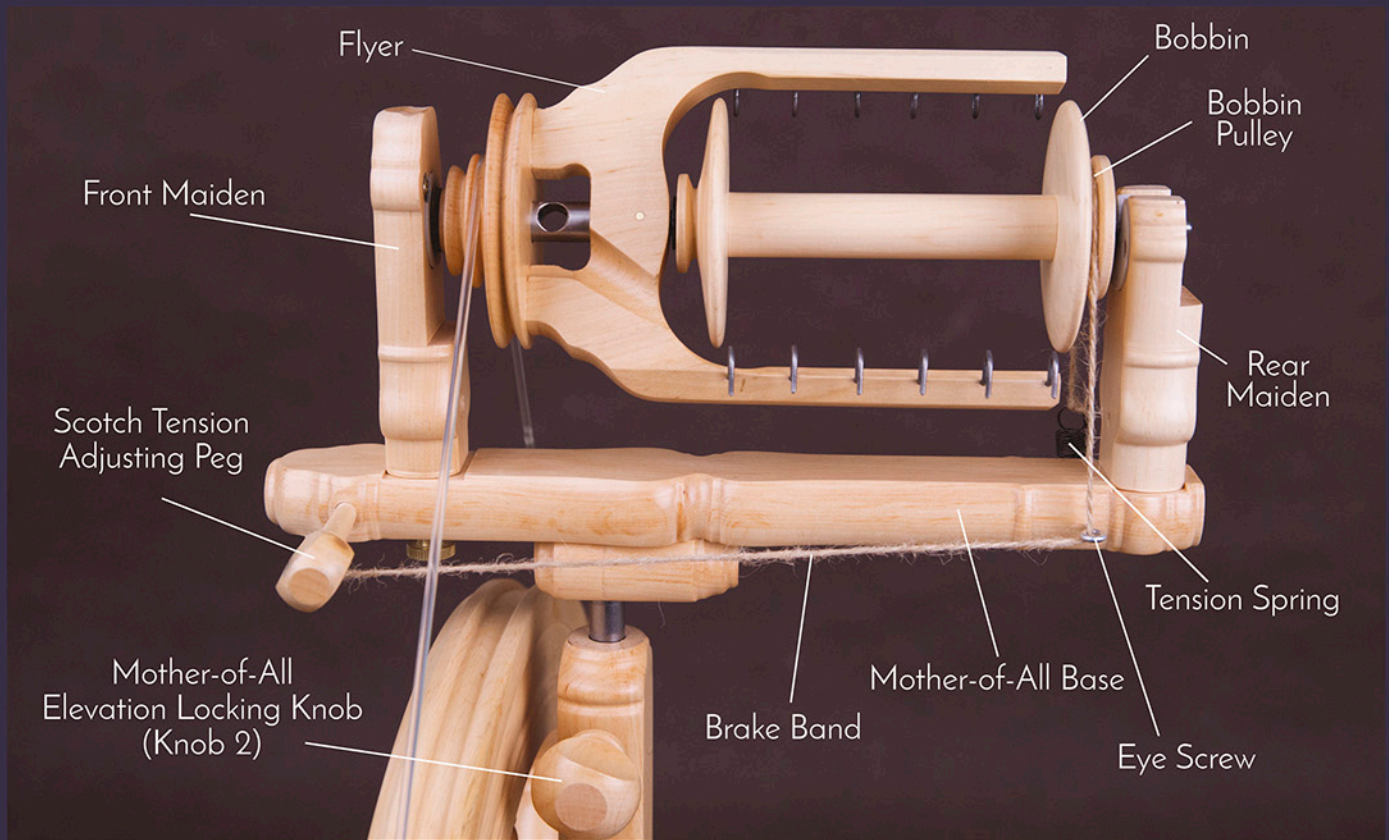
ASSEMBLY INSTRUCTIONS














## FOLDING SONATA



- Remove the mother-of-all from the wheel post and set aside.
- Rotate the wheel so that the hole in the rim of the wheel is about at 2 o'clock as you look at it.
- Remove locking knob 1 at the rear base of the wheel post while you hold the wheel post in an upright position.
- With knob removed, gently lower the wheel onto the treadles and floor frame as you position the hole in the wheel rim over the right side support post (these 2 posts have felt on the top).
- Insert the knob through the hole in the rim and into the right post. Tighten so that the wheel is snug.





The mother-of-all can be stowed on the folded wheel. In the front of the floor frame is a hole so you can slip-in the mother-of-all metal post.










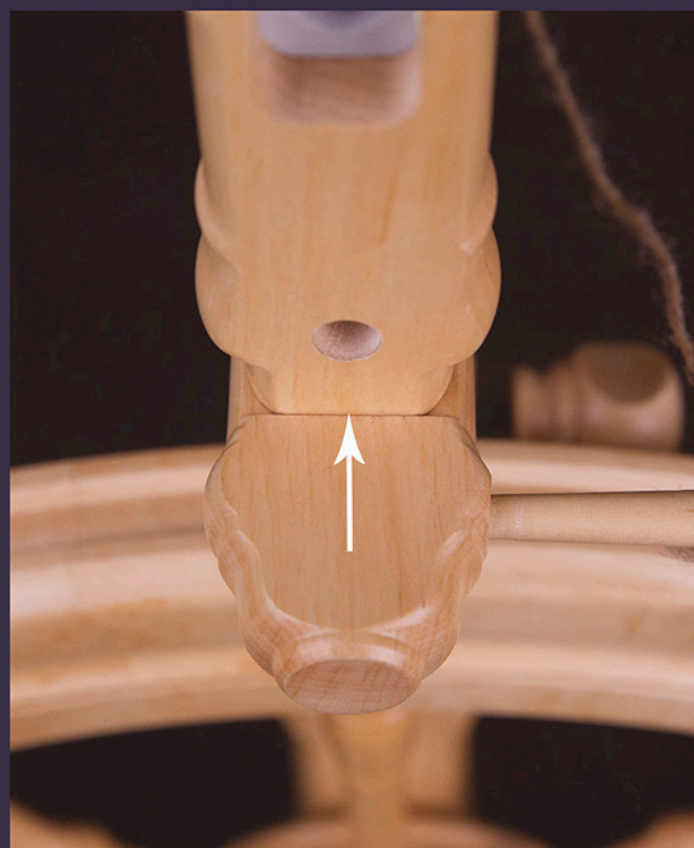
Incorrect



Correct



Incorrect






Correct

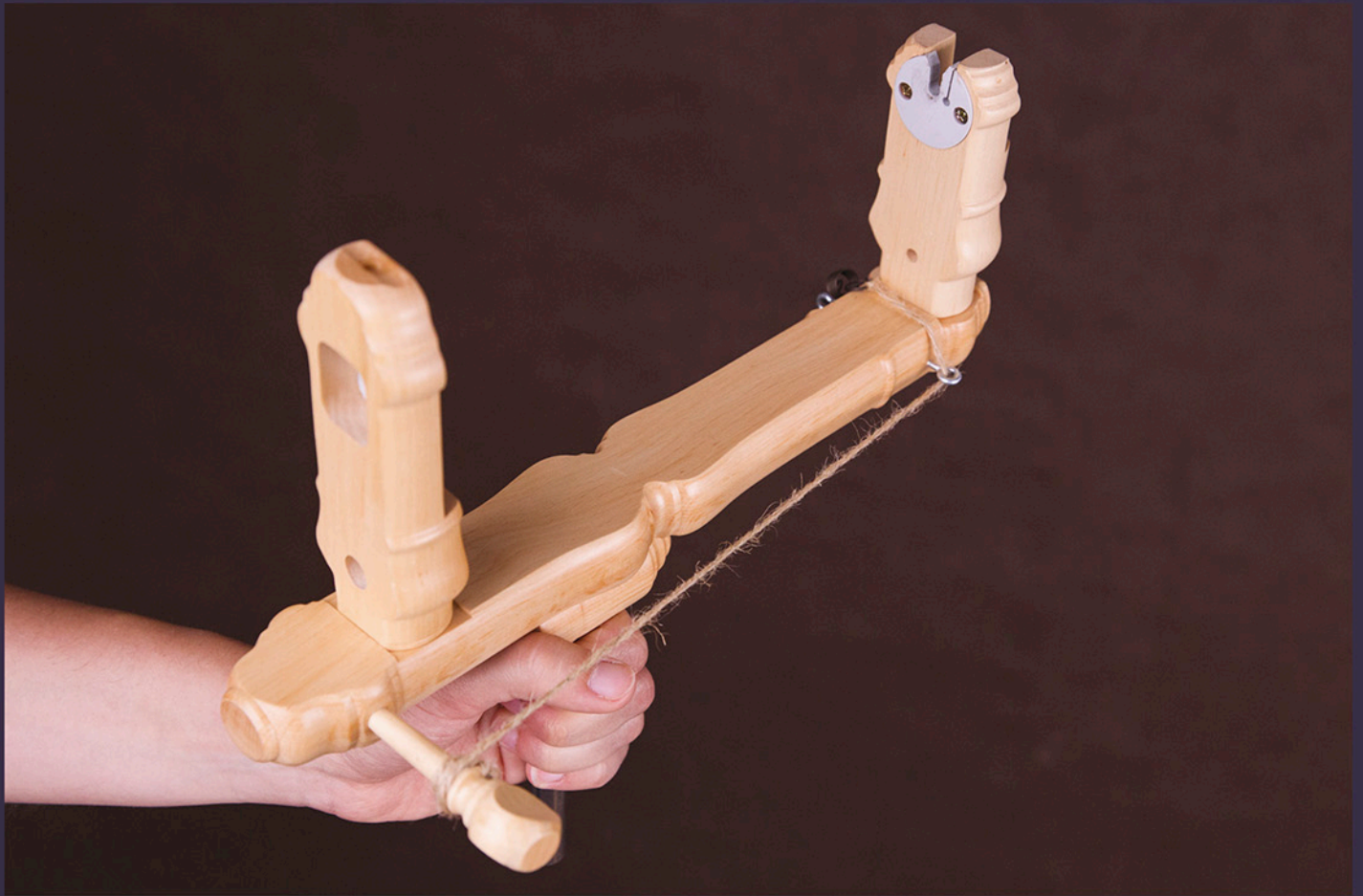


## INSTALLING THE BRAKE BAND

Place 2 small eyes screw into pre-drilled holes on each side of the mother-of-all base (photos below). A small tension spring should be attached to the eye screw on the left side. A hemp brake band is attached to the other end of the spring with the band then threaded through the right eye screw. Attach the end of the brake band to the scotch tension peg which is then inserted into the large hole at the front right of the base.








Correct instalation of the brake band




The bigger groove on the back





When installing the flyer with the bobbin, the flyer tip should click.




Do the final hand spin check on the Flyer. The Flyer should spin freely and smoothly.



## OIL REGULARLY




footman



leather

bobbin

back plastic part



front plastic part + felt



## Oil sometimes

knob 2

knob 1

## WAX - NOT OIL!






SONATA ACCESSORIES

FASTER FLYER



JUMBO FLYER SET



NIDDY NODDY



VERTICAL  
LAZY KATE



ARCHED  
LAZY KATE



HAND CARDERS



STOOL



NOSTEPINNE



DROP SPINDLE



Questions? Comments? Concerns?  
Contact your dealer or us



